


CEILING WHEELCHAIR LIFT RL60P



The comfortable wheelchair
lift with a platform

Getting on and off the platform



Platform is folded up



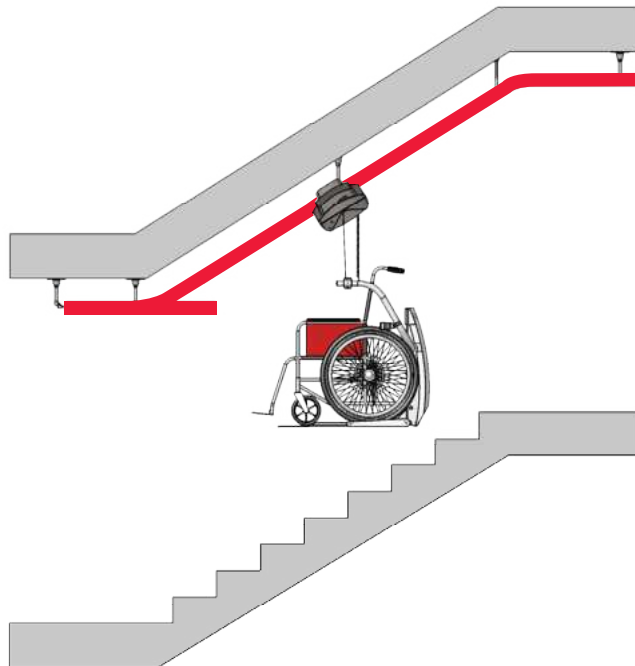
Parking station on top



RL60P – the solution for getting up and down the stairs in a wheelchair

The wheelchair ceiling lift makes you completely independent and mobile. The solid construction to the highest safety standards ensures you have smooth ride from one floor to the next. The points for getting on and off the lift can be adapted to the specific situation.

The ergonomic controls and customisation enable the wheelchair to be picked up and the lift operated with just a few simple hand movements.



Mounting on concrete or wooden ceilings



Lift parking position



Moving on to the platform



Simple and safe operation

Simple installation

The RL60P can be installed anywhere – even in narrow and steep staircases. With careful planning, the rail can even be directed through doorways. The drive system is state-of-the-art technology and guarantees long-lasting safety.

The platform is attached directly to the lifting straps. You move onto the platform in your wheelchair and use the belt to strap yourself in.



Route of the rail on the curved ceiling

With the rail on the ceiling, the stairs are kept clear



Manual control unit on spiral cable



Cordless call and transmission point



Main advantages of the Högg RL60 with a platform



- The width of the stairs is not affected
- The lift system can be as long as you need
- It can be installed anywhere, even in steep and narrow staircases
- Flexible manual operation
- Easy passage through doors can be easily ensured
- Ideal for multi-family-house
- To move safely in your wheelchair
- Easy and safe to use with different wheelchair models
- Nominal load max. 210 kg



Short delivery times
through in-house production at Högg

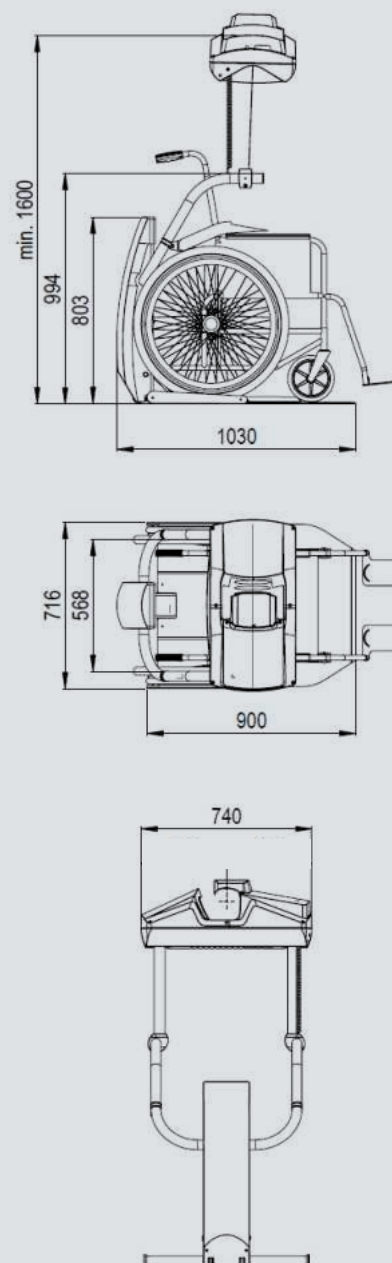


TECHNICAL DATA

RL60P

Manufacturer:	Högg Liftsysteme AG, Switzerland
Nominal load:	210 kg
Controls:	Key-operated switch Hold button (push button) Emergency stop
Drive system:	37 V AC / pinion on chain
Rail:	aluminium rail 50 x 65 mm
Electrical connection:	230 V AC Fuse 13 A
Speed:	0.12–0.15 m/s
Technical conformity:	CE/TÜV approved
Area of application:	inclines from 0° (horizontal) to 60°
Standard design:	Platform with personal safety features
Options:	– Cordless call and transmission points – Special applications – Conversion to SL60 is possible

(Subject to changes)



St. Gallen

Högg Liftsysteme AG
Wilerstrasse 137
9620 Lichtensteig
T 071 987 66 80
info@hoegglift.ch

Bern

Högg Liftsysteme AG
Glättmühleweg 22
3613 Steffisburg
T 033 439 41 41
bern@hoegglift.ch

Lausanne

Högg Liftsysteme SA
Route de Bellevue 7
1029 Villars-Ste-Croix
T 021 800 06 91
lausanne@hoegglift.ch



Scan me:

for more product
information, videos
and photo gallery.